



**Round 3 - Phillip Island GP Circuit - September 3 & 4**  
**SUPERSPORT**

**Leg 2**

Date: **04/09/22**  
Event: **R23**  
Weather: **Partly cloudy - Temp: 12.2C**  
Track: **Dry - Temp: 24.4C**

Started at: **13:54:15**  
Laps: **7**  
Starters: **31**  
Printed at: **14:10**

**PROVISIONAL CLASSIFICATION**

Pos	No	Name	Class	Machine	Laps	Race Time	Behind Leader	Behind Prev	Fastest Lap	On Lap	Top Speed
1	42	Jack PASSFIELD / Stay Upright Rider Training / MCC Security / GASD Suspension / Dmoto / KYT	A	Yamaha R6 600	7	11:31.845			1:37.913	5	255
2	44	Thomas BRAMICH / Apex / The Bare Bird / Carl Cox Motorsport / Nolan / Ricondi / Fuspport	A	Yamaha R6	7	11:32.162	.317	.317	1:37.276	4	260
3	39	Scott NICHOLSON / Traction Control M-sport / G. Williams Motorcycle Eng. / RST Moto/ KYT	A	Yamaha R6 600	7	11:38.334	6.489	6.172	1:38.427	4	255
4	86	Dallas SKEER / YRD / Penrite Oils / Stefs Transport / Pirelli / Trident Tyre Centre / MSA	A	Yamaha R6 600	7	11:38.367	6.522	.033	1:38.042	5	260
5	74	Timothy LARGE / Race Center / The Grinning Dingo	A	Yamaha R6 600	7	11:42.864	11.019	4.497	1:38.846	4	260
6	88	Luke SANDERS / Race Center / Snoop Media	A	Yamaha R6 600	7	11:49.753	17.908	6.889	1:39.902	7	265
7	88v	Dean OUGHTRED / Dynoverks	A	Yamaha R6 600	7	11:49.850	18.005	.097	1:39.890	4	263
8	44A	William SHARROCK / Windspark Oz / Race Center / Metcher Motorsport	A	Yamaha R6 600	7	11:50.081	18.236	.231	1:39.551	4	261
9	95	Harley SIDE / Race Center / Peter Stevens / The Grinning Dingo	B	Yamaha R6 600	7	11:50.726	18.881	.645	1:40.401	2	263
10	54	Brendan WILSON / Stainless Steel Projects / Barrys Tea / Up Cork	A	Yamaha R6 600	7	12:00.002	28.157	9.276	1:40.468	5	253
11	99	Morgan MCLAREN-WOOD / Addicted to Track	A	Yamaha R6 600	7	12:01.562	29.717	1.560	1:41.017	4	258
12	21	Tarbon WALKER	A	Yamaha R6 600	7	12:02.079	30.234	.517	1:41.218	7	257
13	10	Noel MAHON / IRT Motorsports / RS Pipe & Civil / Quinn Mechanical / Ricondi / MotoGo	B	Yamaha R6 600	7	12:02.924	31.079	.845	1:41.337	5	249
14	220	Declan CARBERRY / JC Performance / Webb Plastics / Nightmare Designs / Underground Designs	A	Suzuki GSXR 600	7	12:02.939	31.094	.015	1:41.428	4	257
15	33	Jack FAVELLE / MotoCity	A	Kawasaki ZX6R 600	7	12:07.752	35.907	4.813	1:41.454	7	255
16	31	John QUINN / IRT M-sport / SC Project Oceania / Ricondi / Quinn Mechanical Services	B	Yamaha R6 600	7	12:14.188	42.343	6.436	1:42.794	5	259
17	8B	Charles HOLDING	A	Yamaha R6 600	7	12:14.199	42.354	.011	1:43.108	7	258
18	52	Mitchell HAWKSLEY / Webb Racing / Launceston Environmental Serv. / Engine Reco & Parts	A	Honda CBR 600	7	12:17.098	45.253	2.899	1:43.350	3	261
19	76	Paul VAN DER HEIDEN / Moto Adelaide	A	Suzuki GSXR 600	7	12:18.972	47.127	1.874	1:43.362	4	255
20	90	Libero BELLETTI	A	Yamaha R6 600	7	12:24.743	52.898	5.771	1:44.149	5	252
21	8A	Marcus DELANEY / Horizon Motorcycles / Delaney & Co.	A	Yamaha R6 600	7	12:25.321	53.476	.578	1:44.654	4	258
22	70	Christopher GILBEE / Coastal Built Homes	C	Kawasaki ZX6R 600	7	12:25.712	53.867	.391	1:44.489	6	254
23	32	Keith MULCAHY	A	Kawasaki ZX6R 600	7	12:36.861	1:05.016	11.149	1:45.907	5	250
24	3	Shane O'BRIEN	C	Yamaha R6 600	7	12:48.590	1:16.745	11.729	1:47.530	2	245
25	83	Nathan HILLMAN / Pheonix Car Rentals	C	Triumph Dayt. 675	6	11:45.863	1 Lap		1:54.454	3	235
26	34	Jiabin ZHANG	A	Honda CBR 599	6	11:46.739	1 Lap	.876	1:54.027	5	245
27	12	Kruiz JENKINS / Jenkins Smash Repairs Racing	C	Kawasaki ZX 636	6	12:06.322	1 Lap	19.583	1:57.078	3	236
DNF	212	Luca DURNING / The Dentists / Addicted to Track	A	Yamaha R6 599	5	8:39.896	1 Lap		1:41.439	4	255
DNF	80	David BARTELS / Motorcycle City / Castings Tasmania / BVZ Designs	A	Honda CBR 600	3	5:36.336	3 Laps		1:48.338	3	249
DNF	3A	Matt MAVER / Airfit Air Conditioning	C	Yamaha R6 600	3	5:36.804	3 Laps	.468	1:48.873	2	254
DNF	87	Brad GORRIE	C	Honda CBR 600	0		6 Laps				184

Fastest Lap was 1:37.276 by Thomas BRAMICH

Current race lap record for SS class - 1:35.200 by Bryan STARING (VIC) on a Yamaha YZF R6 set on 17/10/09


*Scott Laing*  
Chief Timekeeper - Scott Laing

*Tony Bolin*  
Clerk of Course - Tony Bolin



**COMPUTIME RACE TIMING SYSTEMS PTY LTD**  
**www.computime.com.au**

E-mail: [scott@computime.com.au](mailto:scott@computime.com.au) / Ph: 0418 17 13 17





**Round 3 - Phillip Island GP Circuit - September 3 & 4**  
**SUPERSPORT**

**Leg 2**

Date: 04/09/22  
 Event: R23  
 Weather: Partly cloudy - Temp: 12.2C  
 Track: Dry - Temp: 24.4C

Started at: 13:54:15  
 Laps: 7  
 Starters: 31  
 Printed at: 14:10


**PROVISIONAL CLASSIFICATION**

Pos	No	Name	Class	Machine	Laps	Race Time	Behind Leader	Behind Prev	Fastest Lap	On Lap	Top Speed
-----	----	------	-------	---------	------	-----------	---------------	-------------	-------------	--------	-----------

The results are provisional until the end of the time limit for protests and appeals.


*Scott Laing*  
 Chief Timekeeper - Scott Laing

*Tony Bolin*  
 Clerk of Course - Tony Bolin



**COMPUTIME RACE TIMING SYSTEMS PTY LTD**  
**www.computime.com.au**

E-mail: scott@computime.com.au / Ph: 0418 17 13 17





**Round 3 - Phillip Island GP Circuit - September 3 & 4**  
**SUPERSPORT**

**Leg 2**

Date: **04/09/22**  
Event: **R23**  
Weather: **Partly cloudy - Temp: 12.2C**  
Track: **Dry - Temp: 24.4C**

Started at: **13:54:15**  
Laps: **7**  
Starters: **31**  
Printed at: **14:10**


**PROVISIONAL LAP TIMES**

No	Name	Lap 1	Lap 2	Lap 3	Lap 4	Lap 5	Lap 6	Lap 7
3	Shane O'BRIEN	1:59.337	<b>1:47.530</b>	1:47.570	1:47.657	1:47.700	1:48.443	1:50.353
3A	Matt MAVER	1:56.764	<b>1:48.873</b>	1:51.167				
8A	Marcus DELANEY	1:54.775	1:44.982	1:44.937	<b>1:44.654</b>	1:45.552	1:45.022	1:45.399
8B	Charles HOLDING	1:53.289	1:43.755	1:43.959	1:43.698	1:43.191	1:43.199	<b>1:43.108</b>
10	Noel MAHON	1:50.196	1:42.791	1:42.504	1:41.961	<b>1:41.337</b>	1:41.954	1:42.181
12	Kruiz JENKINS	2:09.537	1:59.578	<b>1:57.078</b>	2:00.107	2:00.306	1:59.716	
21	Tarbon WALKER	1:50.243	1:43.151	1:42.804	1:41.792	1:41.396	1:41.475	<b>1:41.218</b>
31	John QUINN	1:52.507	1:43.679	1:43.288	1:42.814	<b>1:42.794</b>	1:44.606	1:44.500
32	Keith MULCAHY	1:57.435	1:47.924	1:46.316	1:46.667	<b>1:45.907</b>	1:46.417	1:46.195
33	Jack FAVELLE	1:52.442	1:43.654	1:42.928	1:42.745	1:42.328	1:42.201	<b>1:41.454</b>
34	Jiabin ZHANG	2:09.538	1:57.824	1:55.393	1:55.463	<b>1:54.027</b>	1:54.494	
39	Scott NICHOLSON	1:44.347	1:39.436	1:38.453	<b>1:38.427</b>	1:39.121	1:39.277	1:39.273
42	Jack PASSFIELD	1:43.220	1:37.943	1:38.106	1:38.007	<b>1:37.913</b>	1:38.607	1:38.049
44	Thomas BRAMICH	1:44.566	1:39.189	1:37.452	<b>1:37.276</b>	1:37.470	1:37.858	1:38.351
44A	William SHARROCK	1:47.295	1:41.328	1:40.476	<b>1:39.551</b>	1:40.474	1:40.744	1:40.213
52	Mitchell HAWKSLEY	1:53.531	1:44.381	<b>1:43.350</b>	1:43.759	1:43.785	1:43.846	1:44.446
54	Brendan WILSON	1:50.469	1:42.588	1:42.120	1:40.548	<b>1:40.468</b>	1:41.277	1:42.532
70	Christopher GILBEE	1:55.121	1:45.565	1:44.790	1:44.800	1:44.703	<b>1:44.489</b>	1:46.244
74	Timothy LARGE	1:44.926	1:39.031	1:39.004	<b>1:38.846</b>	1:39.765	1:40.323	1:40.969
76	Paul VAN DER HEIDEN	1:53.693	1:44.714	1:43.632	<b>1:43.362</b>	1:44.180	1:44.104	1:45.287
80	David BARTELS	1:59.528	1:48.470	<b>1:48.338</b>				
83	Nathan HILLMAN	2:09.447	1:56.391	<b>1:54.454</b>	1:55.140	1:55.626	1:54.805	
86	Dallas SKEER	1:46.346	1:38.555	1:38.557	1:38.405	<b>1:38.042</b>	1:39.166	1:39.296
88	Luke SANDERS	1:46.776	1:40.381	1:40.685	1:40.497	1:40.487	1:41.025	<b>1:39.902</b>
88v	Dean OUGHTRED	1:47.673	1:40.235	1:40.705	<b>1:39.890</b>	1:40.477	1:40.517	1:40.353
90	Libero BELLETTI	1:54.849	1:45.377	1:44.780	1:44.821	<b>1:44.149</b>	1:45.239	1:45.528
95	Harley SIDE	1:46.852	<b>1:40.401</b>	1:40.687	1:40.493	1:40.620	1:40.442	1:41.231
99	Morgan MCLAREN-WOOD	1:50.522	1:43.067	1:42.150	<b>1:41.017</b>	1:41.438	1:41.626	1:41.742
212	Luca DURNING	1:52.404	1:42.369	1:42.068	<b>1:41.439</b>	1:41.616		
220	Declan CARBERRY	1:50.138	1:42.842	1:42.208	<b>1:41.428</b>	1:41.544	1:42.124	1:42.655

The results are provisional until the end of the time limit for protests and appeals.


*Scott Laing*  
Chief Timekeeper - Scott Laing

*Tony Bolin*  
Clerk of Course - Tony Bolin



**COMPUTIME RACE TIMING SYSTEMS PTY LTD**  
**www.computime.com.au**

E-mail: [scott@computime.com.au](mailto:scott@computime.com.au) / Ph: 0418 17 13 17





**Round 3 - Phillip Island GP Circuit - September 3 & 4**  
**SUPERSPORT**

**Leg 2**

Started at: **13:54:15**

Date: **04/09/22**

Event: **R23**

Laps: **7**

Weather: **Partly cloudy - Temp: 12.2C**

Starters: **31**

Track: **Dry - Temp: 24.4C**


Printed at: **14:10**

**PROVISIONAL SPLIT TIMES**

Lap	Split 1	Split 2	Split 3	Split 4	Lap Time	Spd	Lap	Split 1	Split 2	Split 3	Split 4	Lap Time	Spd
<b>3 Shane O'BRIEN (24th)</b>							5	28.809	35.248	23.093	33.156	2:00.306	235
1	35.427	32.389	20.746	30.775	1:59.337	199	6	28.987	34.587	22.936	33.206	1:59.716	219
2	26.006	31.583	<b>20.248</b>	<b>29.693</b>	<b>1:47.530</b>	245							
3	25.997	30.779	20.880	29.914	1:47.570	245	<b>21 Tarbon WALKER (12th)</b>						
4	<b>25.932</b>	<b>30.692</b>	20.658	30.375	1:47.657	244	1	32.463	30.236	19.341	28.203	1:50.243	206
5	25.995	30.996	20.368	30.341	1:47.700	242	2	25.415	30.239	19.543	<b>27.954</b>	1:43.151	250
6	26.034	31.132	20.759	30.518	1:48.443	243	3	25.268	29.882	19.554	28.100	1:42.804	251
7	26.738	31.417	21.848	30.350	1:50.353	242	4	24.620	29.326	19.447	28.399	1:41.792	252
<b>3A Matt MAVER (DNF)</b>							5	<b>24.587</b>	29.219	<b>19.094</b>	28.496	1:41.396	250
1	34.586	31.870	20.952	29.356	1:56.764	193	6	24.590	29.439	19.309	28.137	1:41.475	249
2	<b>25.992</b>	31.619	<b>21.228</b>	<b>30.034</b>	<b>1:48.873</b>	254	7	24.667	<b>29.056</b>	19.272	28.223	<b>1:41.218</b>	257
3	26.310	<b>31.382</b>	21.267	32.208	1:51.167	225	<b>31 John QUINN (16th)</b>						
<b>8A Marcus DELANEY (21th)</b>							1	32.855	30.826	20.157	28.669	1:52.507	202
1	33.832	31.277	20.416	29.250	1:54.775	195	2	25.363	29.895	19.799	28.622	1:43.679	255
2	25.375	30.720	20.244	28.643	1:44.982	258	3	25.139	29.828	19.841	28.480	1:43.288	259
3	<b>25.233</b>	30.654	20.369	28.681	1:44.937	257	4	<b>24.885</b>	29.842	<b>19.783</b>	<b>28.304</b>	1:42.814	253
4	25.566	30.508	20.166	<b>28.414</b>	<b>1:44.654</b>	252	5	24.916	<b>29.304</b>	19.820	28.754	<b>1:42.794</b>	252
5	25.616	30.795	20.221	28.920	1:45.552	251	6	25.503	29.954	20.225	28.924	1:44.606	247
6	25.690	30.717	<b>20.158</b>	28.457	1:45.022	252	7	25.800	30.020	19.934	28.746	1:44.500	245
7	25.704	<b>30.436</b>	20.357	28.902	1:45.399	255	<b>32 Keith MULCAHY (23th)</b>						
<b>8B Charles HOLDING (17th)</b>							1	34.802	32.118	20.861	29.654	1:57.435	203
1	33.123	30.808	20.090	29.268	1:53.289	196	2	<b>25.491</b>	31.724	21.071	29.638	1:47.924	250
2	25.318	29.946	19.538	28.953	1:43.755	258	3	25.573	30.570	20.618	29.555	1:46.316	244
3	25.340	30.061	19.685	28.873	1:43.959	254	4	25.741	30.942	20.400	29.584	1:46.667	241
4	25.649	29.710	19.418	28.921	1:43.698	252	5	25.613	<b>30.337</b>	<b>20.276</b>	29.681	<b>1:45.907</b>	240
5	25.200	<b>29.688</b>	19.437	28.866	1:43.191	250	6	25.875	30.725	20.384	<b>29.433</b>	1:46.417	241
6	<b>25.178</b>	29.976	<b>19.399</b>	28.646	1:43.199	249	7	26.014	30.439	20.289	29.453	1:46.195	240
7	25.307	29.705	19.556	<b>28.540</b>	<b>1:43.108</b>	250	<b>33 Jack FAVELLE (15th)</b>						
<b>10 Noel MAHON (13th)</b>							1	32.360	30.945	20.087	29.050	1:52.442	202
1	32.139	30.082	19.590	28.385	1:50.196	200	2	25.059	30.166	19.540	28.889	1:43.654	254
2	25.312	29.951	19.364	28.164	1:42.791	248	3	24.714	29.815	19.599	28.800	1:42.928	255
3	25.159	29.868	19.592	<b>27.885</b>	1:42.504	245	4	24.724	29.640	19.575	28.806	1:42.745	254
4	24.773	29.743	19.363	28.082	1:41.961	247	5	24.688	29.356	19.493	28.791	1:42.328	252
5	<b>24.518</b>	<b>29.592</b>	<b>19.212</b>	28.015	<b>1:41.337</b>	248	6	<b>24.656</b>	29.529	19.344	28.672	1:42.201	252
6	24.603	29.867	19.305	28.179	1:41.954	248	7	24.682	<b>29.194</b>	<b>19.204</b>	<b>28.374</b>	<b>1:41.454</b>	252
7	24.562	29.644	19.288	28.687	1:42.181	249	<b>34 Jiabin ZHANG (26th)</b>						
<b>12 Kruiz JENKINS (27th)</b>							1	38.513	35.875	22.902	32.248	2:09.538	189
1	37.316	36.101	23.087	33.033	2:09.537	192	2	28.370	35.082	22.423	31.949	1:57.824	245
2	29.124	35.486	22.653	<b>32.315</b>	1:59.578	219	3	27.669	33.920	22.749	31.055	1:55.393	239
3	<b>28.043</b>	<b>34.064</b>	<b>22.330</b>	32.641	<b>1:57.078</b>	235	4	<b>27.611</b>	34.432	22.131	31.289	1:55.463	241
4	28.440	36.371	22.824	32.472	2:00.107	236	5	27.692	<b>33.822</b>	<b>21.852</b>	30.661	<b>1:54.027</b>	230
							6	28.141	33.906	21.928	<b>30.519</b>	1:54.494	228


*Scott Laing*  
Chief Timekeeper - Scott Laing

*Tony Bolin*  
Clerk of Course - Tony Bolin



**COMPUTIME RACE TIMING SYSTEMS PTY LTD**  
**www.computime.com.au**

E-mail: [scott@computime.com.au](mailto:scott@computime.com.au) / Ph: 0418 17 13 17







**Round 3 - Phillip Island GP Circuit - September 3 & 4**  
**SUPERSPORT**

**Leg 2**

Started at: **13:54:15**

Date: **04/09/22**

Event: **R23**

Laps: **7**

Weather: **Partly cloudy - Temp: 12.2C**

Starters: **31**

Track: **Dry - Temp: 24.4C**


Printed at: **14:10**

**PROVISIONAL SPLIT TIMES**

Lap	Split 1	Split 2	Split 3	Split 4	Lap Time	Spd	Lap	Split 1	Split 2	Split 3	Split 4	Lap Time	Spd
<b>39 Scott NICHOLSON (3rd)</b>							1	32.684	30.633	19.474	27.678	1:50.469	200
1	29.634	28.385	18.921	27.407	1:44.347	203	2	25.158	29.932	19.441	28.057	1:42.588	253
2	23.869	28.757	19.092	27.718	1:39.436	255	3	25.184	29.672	19.288	27.976	1:42.120	242
3	23.907	<b>28.355</b>	18.813	<b>27.378</b>	1:38.453	253	4	24.755	<b>28.683</b>	19.274	<b>27.836</b>	1:40.548	245
4	<b>23.656</b>	28.366	18.964	27.441	<b>1:38.427</b>	255	5	<b>24.475</b>	28.807	<b>19.226</b>	27.960	<b>1:40.468</b>	248
5	23.824	28.615	19.078	27.604	1:39.121	254	6	24.661	29.039	19.391	28.186	1:41.277	248
6	24.063	28.702	19.009	27.503	1:39.277	255	7	25.043	29.413	20.043	28.033	1:42.532	248
7	24.160	29.017	<b>18.681</b>	27.415	1:39.273	247							
<b>42 Jack PASSFIELD (1st)</b>							<b>70 Christopher GILBEE (22th)</b>						
1	29.224	28.158	18.652	27.186	1:43.220	196	1	34.389	31.421	20.247	29.064	1:55.121	201
2	23.580	28.262	18.682	27.419	1:37.943	255	2	25.719	31.097	19.989	<b>28.760</b>	1:45.565	251
3	23.683	28.203	18.696	27.524	1:38.106	254	3	<b>25.104</b>	30.603	20.062	29.021	1:44.790	254
4	23.626	28.255	18.660	27.466	1:38.007	253	4	25.296	30.659	19.958	28.887	1:44.800	251
5	<b>23.535</b>	28.179	18.664	27.535	<b>1:37.913</b>	254	5	25.237	30.666	<b>19.845</b>	28.955	1:44.703	243
6	23.692	28.603	18.744	27.568	1:38.607	254	6	25.342	<b>30.180</b>	19.982	28.985	<b>1:44.489</b>	246
7	24.143	<b>28.154</b>	<b>18.529</b>	<b>27.223</b>	1:38.049	254	7	25.831	30.430	21.006	28.977	1:46.244	246
<b>44 Thomas BRAMICH (2nd)</b>							<b>74 Timothy LARGE (5th)</b>						
1	29.935	28.644	18.598	27.389	1:44.566	201	1	30.090	28.887	18.615	27.334	1:44.926	200
2	23.807	28.790	18.948	27.644	1:39.189	258	2	<b>23.658</b>	28.813	18.981	<b>27.579</b>	1:39.031	260
3	23.550	<b>28.097</b>	18.510	27.295	1:37.452	255	3	24.040	28.517	<b>18.802</b>	27.645	1:39.004	259
4	23.445	28.103	18.516	<b>27.212</b>	<b>1:37.276</b>	257	4	23.875	<b>28.495</b>	18.896	27.580	<b>1:38.846</b>	254
5	23.439	28.342	18.411	27.278	1:37.470	258	5	24.266	28.643	19.015	27.841	1:39.765	253
6	<b>23.316</b>	28.505	18.644	27.393	1:37.858	260	6	24.096	29.195	19.068	27.964	1:40.323	252
7	24.533	28.191	<b>18.360</b>	27.267	1:38.351	260	7	24.228	29.167	19.563	28.011	1:40.969	251
<b>44A William SHARROCK (8th)</b>							<b>76 Paul VAN DER HEIDEN (19th)</b>						
1	30.725	29.630	19.291	27.649	1:47.295	205	1	34.032	30.651	20.109	28.901	1:53.693	204
2	<b>23.970</b>	30.360	19.215	27.783	1:41.328	261	2	25.494	30.669	19.942	28.609	1:44.714	255
3	24.273	29.356	19.007	27.840	1:40.476	258	3	25.217	<b>30.063</b>	19.818	28.534	1:43.632	248
4	23.983	28.906	18.996	27.666	<b>1:39.551</b>	257	4	<b>24.882</b>	30.173	19.803	<b>28.504</b>	<b>1:43.362</b>	245
5	24.321	29.131	19.129	27.893	1:40.474	257	5	25.185	30.288	<b>19.754</b>	28.953	1:44.180	245
6	24.374	29.224	19.222	27.924	1:40.744	254	6	25.132	30.239	19.980	28.753	1:44.104	243
7	24.879	<b>28.780</b>	<b>18.921</b>	<b>27.633</b>	1:40.213	254	7	25.496	30.675	20.109	29.007	1:45.287	241
<b>52 Mitchell HAWKSLEY (18th)</b>							<b>80 David BARTELS (DNF)</b>						
1	33.680	30.697	20.079	29.075	1:53.531	193	1	35.176	32.230	21.136	30.986	1:59.528	192
2	25.617	30.129	19.872	28.763	1:44.381	261	2	<b>26.279</b>	31.946	20.693	<b>29.552</b>	1:48.470	249
3	25.137	29.847	19.903	<b>28.463</b>	<b>1:43.350</b>	254	3	26.398	<b>31.234</b>	<b>20.672</b>	30.034	<b>1:48.338</b>	245
4	25.329	30.150	19.683	28.597	1:43.759	255	<b>83 Nathan HILLMAN (25th)</b>						
5	25.442	<b>29.697</b>	19.826	28.820	1:43.785	254	1	38.321	35.885	22.821	32.420	2:09.447	180
6	<b>24.936</b>	30.011	<b>19.678</b>	29.221	1:43.846	252	2	28.186	34.761	22.055	31.389	1:56.391	224
7	25.348	29.754	19.850	29.494	1:44.446	251	3	27.793	33.822	21.876	30.963	<b>1:54.454</b>	235
<b>54 Brendan WILSON (10th)</b>							4	<b>27.741</b>	<b>33.816</b>	22.116	31.467	1:55.140	225
							5	28.259	34.285	21.810	31.272	1:55.626	225


*Scott Laing*  
Chief Timekeeper - Scott Laing

*Tony Bolin*  
Clerk of Course - Tony Bolin



**COMPUTIME RACE TIMING SYSTEMS PTY LTD**  
**www.computime.com.au**

E-mail: [scott@computime.com.au](mailto:scott@computime.com.au) / Ph: 0418 17 13 17





**Round 3 - Phillip Island GP Circuit - September 3 & 4**  
**SUPERSPORT**

**Leg 2**

Date: **04/09/22**  
Event: **R23**  
Weather: **Partly cloudy - Temp: 12.2C**  
Track: **Dry - Temp: 24.4C**

Started at: **13:54:15**  
Laps: **7**  
Starters: **31**  
Printed at: **14:10**


**PROVISIONAL SPLIT TIMES**

Lap	Split 1	Split 2	Split 3	Split 4	Lap Time	Spd	Lap	Split 1	Split 2	Split 3	Split 4	Lap Time	Spd
6	28.321	34.141	<u>21.744</u>	<u>30.599</u>	1:54.805	233	<b>95 Harley SIDE (9th)</b>						
							1	30.885	28.993	19.190	27.784	1:46.852	201
<b>86 Dallas SKEER (4th)</b>							2	<u>23.984</u>	29.236	<u>19.100</u>	28.081	<u>1:40.401</u>	263
1	30.537	29.023	19.173	27.613	1:46.346	196	3	24.419	28.853	19.243	28.172	1:40.687	258
2	23.881	28.558	18.734	<u>27.382</u>	1:38.555	257	4	24.282	28.917	19.356	<u>27.938</u>	1:40.493	256
3	23.714	28.492	18.679	27.672	1:38.557	259	5	24.229	29.187	19.180	28.024	1:40.620	259
4	23.806	<u>28.473</u>	18.645	27.481	1:38.405	258	6	24.274	<u>28.831</u>	19.312	28.025	1:40.442	258
5	<u>23.590</u>	28.474	<u>18.553</u>	27.425	<u>1:38.042</u>	257	7	24.839	28.992	19.360	28.040	1:41.231	252
6	23.796	28.707	18.932	27.731	1:39.166	260	<b>99 Morgan MCLAREN-WOOD (11th)</b>						
7	23.975	29.001	18.806	27.514	1:39.296	251	1	32.582	30.604	19.401	27.935	1:50.522	200
<b>88 Luke SANDERS (6th)</b>							2	25.351	30.342	19.417	27.957	1:43.067	255
1	30.311	29.127	19.239	28.099	1:46.776	207	3	24.930	29.860	19.492	27.868	1:42.150	258
2	<u>23.921</u>	29.090	19.213	28.157	1:40.381	265	4	24.780	29.284	<u>19.132</u>	<u>27.821</u>	<u>1:41.017</u>	257
3	24.418	29.242	<u>19.202</u>	27.823	1:40.685	258	5	24.675	<u>29.180</u>	19.441	28.142	1:41.438	255
4	24.293	29.100	19.357	27.747	1:40.497	258	6	<u>24.553</u>	29.520	19.414	28.139	1:41.626	248
5	24.217	28.856	19.401	28.013	1:40.487	257	7	24.690	29.564	19.272	28.216	1:41.742	248
6	24.228	29.237	19.412	28.148	1:41.025	256	<b>212 Luca DURNING (DNF)</b>						
7	24.133	<u>28.839</u>	19.220	<u>27.710</u>	<u>1:39.902</u>	259	1	31.684	31.854	19.972	28.894	1:52.404	209
<b>88v Dean OUGHTRED (7th)</b>							2	24.543	29.972	19.610	28.244	1:42.369	252
1	31.223	29.240	19.425	27.785	1:47.673	198	3	24.522	29.736	19.664	<u>28.146</u>	1:42.068	255
2	<u>23.928</u>	29.289	<u>19.175</u>	27.843	1:40.235	263	4	<u>24.477</u>	<u>29.320</u>	19.464	28.178	<u>1:41.439</u>	255
3	24.441	29.064	19.248	27.952	1:40.705	257	5	24.615	29.428	<u>19.316</u>	28.257	1:41.616	252
4	23.979	28.962	19.235	27.714	<u>1:39.890</u>	256	<b>220 Declan CARBERRY (14th)</b>						
5	24.239	29.008	19.202	28.028	1:40.477	254	1	31.946	29.915	19.786	28.491	1:50.138	200
6	24.218	29.312	19.352	<u>27.635</u>	1:40.517	258	2	25.023	29.951	19.453	28.415	1:42.842	255
7	24.275	<u>28.928</u>	19.176	27.974	1:40.353	253	3	25.008	29.776	19.276	28.148	1:42.208	247
<b>90 Libero BELLETTI (20th)</b>							4	24.796	29.344	<u>19.254</u>	28.034	<u>1:41.428</u>	245
1	34.384	30.984	20.193	29.288	1:54.849	200	5	<u>24.436</u>	29.319	19.459	28.330	1:41.544	254
2	25.636	30.813	20.109	28.819	1:45.377	247	6	24.924	29.886	19.326	<u>27.988</u>	1:42.124	249
3	<u>25.219</u>	30.448	20.267	28.846	1:44.780	252	7	24.716	<u>29.292</u>	19.479	29.168	1:42.655	257
4	25.437	30.490	20.186	28.708	1:44.821	252							
5	25.263	<u>30.319</u>	<u>19.925</u>	<u>28.642</u>	<u>1:44.149</u>	252							
6	25.520	30.656	20.241	28.822	1:45.239	251							
7	25.783	30.434	20.607	28.704	1:45.528	247							

The results are provisional until the end of the time limit for protests and appeals.


*Scott Laing*  
Chief Timekeeper - Scott Laing

*Tony Bolin*  
Clerk of Course - Tony Bolin



**COMPUTIME RACE TIMING SYSTEMS PTY LTD**  
**www.computime.com.au**

E-mail: [scott@computime.com.au](mailto:scott@computime.com.au) / Ph: 0418 17 13 17





**Round 3 - Phillip Island GP Circuit - September 3 & 4**  
**SUPERSPORT**

**Leg 2**

Started at: 13:54:15  
 Laps: 7  
 Starters: 31  
 Printed at: 14:11

Date: 04/09/22  
 Event: R23  
 Weather: Partly cloudy - Temp: 12.2C  
 Track: Dry - Temp: 24.4C


**PROVISIONAL FASTEST LAPS SEQUENCE**

Lap	Race Pos	No	Name	Machine	Fastest Lap	On Lap
1	1	42	Jack PASSFIELD	Yamaha R6 600	1:43.220	1
2	1	42	Jack PASSFIELD	Yamaha R6 600	1:37.943	2
3	2	44	Thomas BRAMICH	Yamaha R6	1:37.452	3
4	2	44	Thomas BRAMICH	Yamaha R6	1:37.276	4

The results are provisional until the end of the time limit for protests and appeals.


*Scott Laing*  
 Chief Timekeeper - Scott Laing

*Tony Bolin*  
 Clerk of Course - Tony Bolin



**COMPUTIME RACE TIMING SYSTEMS PTY LTD**  
**www.computime.com.au**

E-mail: scott@computime.com.au / Ph: 0418 17 13 17





**Round 3 - Phillip Island GP Circuit - September 3 & 4**  
**SUPERSPORT**

**Leg 2**

Started at: 13:54:15

Date: 04/09/22

Event: R23

Laps: 7

Weather: Partly cloudy - Temp: 12.2C

Starters: 31

Track: Dry - Temp: 24.4C

Printed at: 14:11


**PROVISIONAL LAP SHEET**

No	Lap Time	Gap	No	Lap Time	Gap	No	Lap Time	Gap	No	Lap Time	Gap	No	Lap Time	Gap
<b>Lap 1</b>			21	1:43.151	12.231	3A	1:51.167	37.535	220	1:41.544	22.971	42	1:38.049	
42	1:43.220		99	1:43.067	12.426	83	1:54.454	1:01.023	99	1:41.438	23.005	44	1:38.351	.317
39	1:44.347	1.127	212	1:42.369	13.610	34	1:55.393	1:03.486	10	1:41.337	23.600	39	1:39.273	6.489
44	1:44.566	1.346	33	1:43.654	14.933	12	1:57.078	1:06.924	21	1:41.396	24.197	86	1:39.296	6.522
74	1:44.926	1.706	31	1:43.679	15.023	<b>Lap 4</b>			212	1:41.616	24.707	74	1:40.969	11.019
86	1:46.346	3.126	8B	1:43.755	15.881	42	1:38.007		33	1:42.328	28.908	83	1:54.805	1 lap
88	1:46.776	3.556	52	1:44.381	16.749	44	1:37.276	1.207	31	1:42.794	29.893	34	1:54.494	1 lap
95	1:46.852	3.632	76	1:44.714	17.244	39	1:38.427	3.387	8B	1:43.191	32.703	88	1:39.902	17.908
44A	1:47.295	4.075	8A	1:44.982	18.594	74	1:38.846	4.531	52	1:43.785	33.617	88v	1:40.353	18.005
88v	1:47.673	4.453	90	1:45.377	19.063	86	1:38.405	4.587	76	1:44.180	34.392	44A	1:40.213	18.236
220	1:50.138	6.918	70	1:45.565	19.523	88	1:40.497	11.063	90	1:44.149	38.787	95	1:41.231	18.881
10	1:50.196	6.976	32	1:47.924	24.196	95	1:40.493	11.157	8A	1:45.552	39.711	54	1:42.532	28.157
21	1:50.243	7.023	3A	1:48.873	24.474	88v	1:39.890	11.227	70	1:44.703	39.790	99	1:41.742	29.717
54	1:50.469	7.249	3	1:47.530	25.704	44A	1:39.551	11.374	32	1:45.907	49.060	21	1:41.218	30.234
99	1:50.522	7.302	80	1:48.470	26.835	54	1:40.548	18.449	3	1:47.700	54.605	10	1:42.181	31.079
212	1:52.404	9.184	83	1:56.391	44.675	220	1:41.428	19.340	83	1:55.626	1:35.869	220	1:42.655	31.094
33	1:52.442	9.222	34	1:57.824	46.199	99	1:41.017	19.480	34	1:54.027	1:37.056	12	1:59.716	1 lap
31	1:52.507	9.287	12	1:59.578	47.952	10	1:41.961	20.176	<b>Lap 6</b>			33	1:41.454	35.907
8B	1:53.289	10.069	<b>Lap 3</b>			21	1:41.792	20.714	42	1:38.607		31	1:44.500	42.343
52	1:53.531	10.311	42	1:38.106		212	1:41.439	21.004	44	1:37.858	.015	8B	1:43.108	42.354
76	1:53.693	10.473	44	1:37.452	1.938	33	1:42.745	24.493	39	1:39.277	5.265	52	1:44.446	45.253
8A	1:54.775	11.555	39	1:38.453	2.967	31	1:42.814	25.012	86	1:39.166	5.275	76	1:45.287	47.127
90	1:54.849	11.629	74	1:39.004	3.692	8B	1:43.698	27.425	74	1:40.323	8.099	90	1:45.528	52.898
70	1:55.121	11.901	86	1:38.557	4.189	52	1:43.759	27.745	12	2:00.306	1 lap	8A	1:45.399	53.476
3A	1:56.764	13.544	88	1:40.685	8.573	76	1:43.362	28.125	95	1:40.442	15.699	70	1:46.244	53.867
32	1:57.435	14.215	95	1:40.687	8.671	8A	1:44.654	32.072	88v	1:40.517	15.701	32	1:46.195	1:05.016
3	1:59.337	16.117	88v	1:40.705	9.344	90	1:44.821	32.551	88	1:41.025	16.055	3	1:50.353	1:16.745
80	1:59.528	16.308	44A	1:40.476	9.830	70	1:44.800	33.000	44A	1:40.744	16.072			
83	2:09.447	26.227	54	1:42.120	15.908	32	1:46.667	41.066	54	1:41.277	23.674			
12	2:09.537	26.317	220	1:42.208	15.919	3	1:47.657	44.818	99	1:41.626	26.024			
34	2:09.538	26.318	10	1:42.504	16.222	83	1:55.140	1:18.156	220	1:42.124	26.488			
<b>Lap 2</b>			99	1:42.150	16.470	34	1:55.463	1:20.942	10	1:41.954	26.947			
42	1:37.943		21	1:42.804	16.929	12	2:00.107	1:29.024	21	1:41.475	27.065			
44	1:39.189	2.592	212	1:42.068	17.572	<b>Lap 5</b>			33	1:42.201	32.502			
39	1:39.436	2.620	33	1:42.928	19.755	42	1:37.913		31	1:44.606	35.892			
74	1:39.031	2.794	31	1:43.288	20.205	44	1:37.470	.764	8B	1:43.199	37.295			
86	1:38.555	3.738	8B	1:43.959	21.734	39	1:39.121	4.595	52	1:43.846	38.856			
88	1:40.381	5.994	52	1:43.350	21.993	86	1:38.042	4.716	76	1:44.104	39.889			
95	1:40.401	6.090	76	1:43.632	22.770	88	1:40.487	13.637	90	1:45.239	45.419			
88v	1:40.235	6.745	8A	1:44.937	25.425	74	1:39.765	6.383	70	1:44.489	45.672			
44A	1:41.328	7.460	90	1:44.780	25.737	88	1:40.477	13.791	8A	1:45.022	46.126			
220	1:42.842	11.817	70	1:44.790	26.207	88v	1:40.620	13.864	32	1:46.417	56.870			
10	1:42.791	11.824	32	1:46.316	32.406	95	1:40.620	13.864	3	1:48.443	1:04.441			
54	1:42.588	11.894	3	1:47.570	35.168	44A	1:40.474	13.935	<b>Lap 7</b>					
			80	1:48.338	37.067	54	1:40.468	21.004						

The results are provisional until the end of the time limit for protests and appeals.


*Scott Laing*  
Chief Timekeeper - Scott Laing

*Tony Bolin*  
Clerk of Course - Tony Bolin



**COMPUTIME RACE TIMING SYSTEMS PTY LTD**  
**www.computime.com.au**

E-mail: scott@computime.com.au / Ph: 0418 17 13 17







**Round 3 - Phillip Island GP Circuit - September 3 & 4**  
**SUPERSPORT**

**Leg 2**

Date: **04/09/22**  
Event: **R23**  
Weather: **Partly cloudy - Temp: 12.2C**  
Track: **Dry - Temp: 24.4C**

Started at: **13:54:15**  
Laps: **7**  
Starters: **31**  
Printed at: **14:11**


**PROVISIONAL LAP CHART**

Name	Grid	1	2	3	4	5	6	7	Name
T. LYNCH	85	12	12	12	12	12	12	12	J. PASSFIELD
J. PASSFIELD	42	39	44	44	44	44	44	44	T. BRAMICH
D. SKEER	86	44	39	39	39	39	39	39	S. NICHOLSON
S. NICHOLSON	39	74	74	74	74	86	86	86	D. SKEER
T. LARGE	74	86	86	86	86	74	74	74	T. LARGE
T. BRAMICH	44	88	88	88	88	88	95	88	L. SANDERS
D. OUGHTRED	88v	95	95	95	95	88v	88v	88v	D. OUGHTRED
H. SIDE	95	44A	88v	88v	88v	95	88	44A	W. SHARROCK
B. WILSON	54	88v	44A	44A	44A	44A	44A	95	H. SIDE
W. SHARROCK	44A	220	220	54	54	54	54	54	B. WILSON
N. MAHON	10	10	10	220	220	220	99	99	M. MCLAREN-WOOD
L. SANDERS	88	21	54	10	99	99	220	21	T. WALKER
J. QUINN	31	54	21	99	10	10	10	10	N. MAHON
D. CARBERRY	220	99	99	21	21	21	21	220	D. CARBERRY
L. DURNING	212	212	212	212	212	212	33	33	J. FAVELLE
T. WALKER	21	33	33	33	33	33	31	31	J. QUINN
M. MCLAREN-WOOD	99	31	31	31	31	31	8B	8B	C. HOLDING
C. HOLDING	8B	8B	8B	8B	8B	8B	52	52	M. HAWKSLEY
M. EDWARDS	37	52	52	52	52	52	76	76	P. VAN DER HEIDEN
J. FAVELLE	33	76	76	76	76	76	90	90	L. BELLETTI
C. GILBEE	70	8A	8A	8A	8A	90	70	8A	M. DELANEY
M. DELANEY	8A	90	90	90	90	8A	8A	70	C. GILBEE
L. BELLETTI	90	70	70	70	70	70	32	32	K. MULCAHY
M. HAWKSLEY	52	3A	32	32	32	32	3	3	S. O'BRIEN
P. VAN DER HEIDEN	76	32	3A	3	3	3	83	83	N. HILLMAN
M. MAVER	3A	3	3	80	83	83	34	34	J. ZHANG
D. BARTELS	80	80	80	3A	34	34	12	12	K. JENKINS
N. HILLMAN	83	83	83	83	12	12			
S. O'BRIEN	3	12	34	34					
K. MULCAHY	32	34	12	12					
S. IRWIN	90A								S. IRWIN
B. GORRIE	87								B. GORRIE
J. ZHANG	34								
T. HUNT	75								T. HUNT

The results are provisional until the end of the time limit for protests and appeals.


*Scott Laing*  
Chief Timekeeper - Scott Laing

*Tony Bolin*  
Clerk of Course - Tony Bolin



**COMPUTIME RACE TIMING SYSTEMS PTY LTD**  
**www.computime.com.au**

E-mail: [scott@computime.com.au](mailto:scott@computime.com.au) / Ph: 0418 17 13 17





**Round 3 - Phillip Island GP Circuit - September 3 & 4**  
**SUPERSPORT**

**Leg 2**

Date: **04/09/22**  
Event: **R23**  
Weather: **Partly cloudy - Temp: 12.2C**  
Track: **Dry - Temp: 24.4C**

Started at: **13:54:15**  
Laps: **7**  
Starters: **31**  
Printed at: **14:11**


**PROVISIONAL BEST PARTIAL TIMES**

Pos	Split 1		Split 2		Split 3		Split 4		LAP		Ideal	Fastest
	Name	Time	Name	Time	Name	Time	Name	Time	Name	Time		
1	T. BRAMICH	23.316	T. BRAMICH	28.097	T. BRAMICH	18.360	J. PASSFIELD	27.186	T. BRAMICH	1:36.985	1:37.276	
2	J. PASSFIELD	23.535	J. PASSFIELD	28.154	J. PASSFIELD	18.529	T. BRAMICH	27.212	J. PASSFIELD	1:37.404	1:37.913	
3	D. SKEER	23.590	S. NICHOLSO	28.355	D. SKEER	18.553	T. LARGE	27.334	D. SKEER	1:37.998	1:38.042	
4	S. NICHOLSO	23.656	D. SKEER	28.473	T. LARGE	18.615	S. NICHOLSO	27.378	S. NICHOLSO	1:38.070	1:38.427	
5	T. LARGE	23.658	T. LARGE	28.495	S. NICHOLSO	18.681	D. SKEER	27.382	T. LARGE	1:38.102	1:38.846	
6	L. SANDERS	23.921	B. WILSON	28.683	W. SHARROC	18.921	W. SHARROC	27.633	W. SHARROC	1:39.304	1:39.551	
7	D. OUGHTRE	23.928	W. SHARROC	28.780	T. WALKER	19.094	D. OUGHTRE	27.635	D. OUGHTRE	1:39.666	1:39.890	
8	W. SHARROC	23.970	H. SIDE	28.831	H. SIDE	19.100	B. WILSON	27.678	L. SANDERS	1:39.672	1:39.902	
9	H. SIDE	23.984	L. SANDERS	28.839	M. MCLAREN-	19.132	L. SANDERS	27.710	H. SIDE	1:39.699	1:40.401	
10	D. CARBERRY	24.436	D. OUGHTRE	28.928	D. OUGHTRE	19.175	H. SIDE	27.784	B. WILSON	1:40.062	1:40.468	
11	B. WILSON	24.475	T. WALKER	29.056	L. SANDERS	19.202	M. MCLAREN-	27.821	M. MCLAREN-	1:40.686	1:41.017	
12	L. DURNING	24.477	M. MCLAREN-	29.180	J. FAVELLE	19.204	N. MAHON	27.885	T. WALKER	1:40.691	1:41.218	
13	N. MAHON	24.518	J. FAVELLE	29.194	N. MAHON	19.212	T. WALKER	27.954	D. CARBERR	1:40.970	1:41.428	
14	M. MCLAREN-	24.553	D. CARBERRY	29.292	B. WILSON	19.226	D. CARBERRY	27.988	N. MAHON	1:41.207	1:41.337	
15	T. WALKER	24.587	J. QUINN	29.304	D. CARBERRY	19.254	L. DURNING	28.146	L. DURNING	1:41.259	1:41.439	
16	J. FAVELLE	24.656	L. DURNING	29.320	L. DURNING	19.316	J. QUINN	28.304	J. FAVELLE	1:41.428	1:41.454	
17	P. VAN DER H	24.882	N. MAHON	29.592	C. HOLDING	19.399	J. FAVELLE	28.374	J. QUINN	1:42.276	1:42.794	
18	J. QUINN	24.885	C. HOLDING	29.688	M. HAWKSLE	19.678	M. DELANEY	28.414	M. HAWKSLE	1:42.774	1:43.350	
19	M. HAWKSLE	24.936	M. HAWKSLE	29.697	P. VAN DER H	19.754	M. HAWKSLE	28.463	C. HOLDING	1:42.805	1:43.108	
20	C. GILBEE	25.104	P. VAN DER H	30.063	J. QUINN	19.783	P. VAN DER H	28.504	P. VAN DER H	1:43.203	1:43.362	
21	C. HOLDING	25.178	C. GILBEE	30.180	C. GILBEE	19.845	C. HOLDING	28.540	C. GILBEE	1:43.889	1:44.489	
22	L. BELLETTI	25.219	L. BELLETTI	30.319	L. BELLETTI	19.925	L. BELLETTI	28.642	L. BELLETTI	1:44.105	1:44.149	
23	M. DELANEY	25.233	K. MULCAHY	30.337	M. DELANEY	20.158	C. GILBEE	28.760	M. DELANEY	1:44.241	1:44.654	
24	K. MULCAHY	25.491	M. DELANEY	30.436	S. O'BRIEN	20.248	M. MAVER	29.356	K. MULCAHY	1:45.537	1:45.907	
25	S. O'BRIEN	25.932	S. O'BRIEN	30.692	K. MULCAHY	20.276	K. MULCAHY	29.433	S. O'BRIEN	1:46.565	1:47.530	
26	M. MAVER	25.992	D. BARTELS	31.234	D. BARTELS	20.672	D. BARTELS	29.552	M. MAVER	1:47.682	1:48.873	
27	D. BARTELS	26.279	M. MAVER	31.382	M. MAVER	20.952	S. O'BRIEN	29.693	D. BARTELS	1:47.737	1:48.338	
28	J. ZHANG	27.611	N. HILLMAN	33.816	N. HILLMAN	21.744	J. ZHANG	30.519	J. ZHANG	1:53.804	1:54.027	
29	N. HILLMAN	27.741	J. ZHANG	33.822	J. ZHANG	21.852	N. HILLMAN	30.599	N. HILLMAN	1:53.900	1:54.454	
30	K. JENKINS	28.043	K. JENKINS	34.064	K. JENKINS	22.330	K. JENKINS	32.315	K. JENKINS	1:56.752	1:57.078	

The results are provisional until the end of the time limit for protests and appeals.


*Scott Laing*  
Chief Timekeeper - Scott Laing

*Tony Bolin*  
Clerk of Course - Tony Bolin



**COMPUTIME RACE TIMING SYSTEMS PTY LTD**  
**www.computime.com.au**

E-mail: [scott@computime.com.au](mailto:scott@computime.com.au) / Ph: 0418 17 13 17





**Round 3 - Phillip Island GP Circuit - September 3 & 4**  
**SUPERSPORT**

**PROVISIONAL PROGRESSIVE ROUND POINTS**

**SUPERSPORT - OVERALL**

Pos	No	Name	Rnd 3 Race 1	Rnd 3 Race 2	Total
1	42	Jack PASSFIELD	20	25	45
2	44	Thomas BRAMICH	25	20	45
3	39	Scott NICHOLSON	17	18	35
4	86	Dallas SKEER	18	17	35
5	74	Timothy LARGE	16	16	32
6	88	Luke SANDERS	15	15	30
7	88v	Dean OUGHTRED	12	14	26
8	95	Harley SIDE	13	12	25
9	54	Brendan WILSON	14	11	25
10	44A	William SHARROCK	8	13	21
11	99	Morgan MCLAREN-WOOD	7	10	17
12	10	Noel MAHON	9	8	17
13	21	Tarvon WALKER	6	9	15
14	31	John QUINN	10	5	15
15	220	Declan CARBERRY	5	7	12
16	212	Luca DURNING	11		11
17	33	Jack FAVELLE	4	6	10
18	8B	Charles HOLDING	2	4	6
19	52	Mitchell HAWKSLEY	3	3	6
20	76	Paul VAN DER HEIDEN		2	2
21	90	Libero BELLETTI		1	1
22	70	Christopher GILBEE	1		1

**SUPERSPORT - B GRADE**


Pos	No	Name	Rnd 3 Race 1	Rnd 3 Race 2	Total
1	95	Harley SIDE	25	25	50
2	10	Noel MAHON	18	20	38
3	31	John QUINN	20	18	38

**SUPERSPORT - C GRADE**

Pos	No	Name	Rnd 3 Race 1	Rnd 3 Race 2	Total
1	70	Christopher GILBEE	25	25	50
2	3	Shane O'BRIEN	18	20	38


*Scott Laing*  
Chief Timekeeper - Scott Laing

*Tony Bolin*  
Clerk of Course - Tony Bolin



**COMPUTIME RACE TIMING SYSTEMS PTY LTD**  
**www.computime.com.au**

E-mail: [scott@computime.com.au](mailto:scott@computime.com.au) / Ph: 0418 17 13 17






**Round 3 - Phillip Island GP Circuit - September 3 & 4**  
**SUPERSPORT**  
**PROVISIONAL PROGRESSIVE ROUND POINTS**

**SUPERSPORT - C GRADE**

Pos	No	Name	Rnd 3 Race 1	Rnd 3 Race 2	Total
3	83	Nathan HILLMAN	17	18	35
4	3A	Matt MAVER	20		20
5	12	Kruiz JENKINS		17	17
6	87	Brad GORRIE	16		16


*Scott Laing*  
 Chief Timekeeper - Scott Laing

*Tony Bolin*  
 Clerk of Course - Tony Bolin



**COMPUTIME RACE TIMING SYSTEMS PTY LTD**  
**www.computime.com.au**

E-mail: [scott@computime.com.au](mailto:scott@computime.com.au) / Ph: 0418 17 13 17







**Round 3 - Phillip Island GP Circuit - September 3 & 4  
SUPERSPORT**

**PROVISIONAL PROGRESSIVE SERIES POINTS**

**SUPERSPORT - OVERALL**


Pos	No	Name	Rnd 1 B/ford	Rnd 2 Wint	Rnd 3 Race 1	Rnd 3 Race 2	Total
1	74	Timothy LARGE	75	65	16	16	172
2	95	Harley SIDE	58	70	13	12	153
3	88	Luke SANDERS	37	49	15	15	116
4	54	Brendan WILSON	53	34	14	11	112
5	44A	William SHARROCK	33	51	8	13	105
6	52	Mitchell HAWKSLEY	47	31	3	3	84
7		Marcus DELANEY	14	44			58
8	42	Jack PASSFIELD			20	25	45
9	44	Thomas BRAMICH			25	20	45
10	70	Christopher GILBEE	42		1		43
11		Shane OBRIEN		43			43
12		Matthew LONG	42				42
13		Romeo ARMORE	37				37
14	39	Scott NICHOLSON			17	18	35
15	86	Dallas SKEER			18	17	35
16	88v	Dean OUGHTRED			12	14	26
17	99	Morgan MCLAREN-WOOD			7	10	17
18	10	Noel MAHON			9	8	17
19	21	Tarbon WALKER			6	9	15
20	31	John QUINN			10	5	15
21	220	Declan CARBERRY			5	7	12
22	212	Luca DURNING			11		11
23		Christopher LAW	11				11
24	33	Jack FAVELLE			4	6	10
25	8B	Charles HOLDING			2	4	6
26	76	Paul VAN DER HEIDEN				2	2
27	90	Libero BELLETTI				1	1

**SUPERSPORT - B GRADE**

Pos	No	Name	Rnd 1 B/ford	Rnd 2 Wint	Rnd 3 Race 1	Rnd 3 Race 2	Total
1	95	Harley SIDE	75	75	25	25	200
2		Romeo ARMORE	60				60
3	10	Noel MAHON			18	20	38
4	31	John QUINN			20	18	38


*Scott Laing*  
Chief Timekeeper - Scott Laing

*Tony Bolin*  
Clerk of Course - Tony Bolin



**COMPUTIME RACE TIMING SYSTEMS PTY LTD**  
**www.computime.com.au**

E-mail: [scott@computime.com.au](mailto:scott@computime.com.au) / Ph: 0418 17 13 17





**Round 3 - Phillip Island GP Circuit - September 3 & 4  
SUPERSPORT**


**PROVISIONAL PROGRESSIVE SERIES POINTS**

**SUPERSPORT - C GRADE**

Pos	No	Name	Rnd 1 B/ford	Rnd 2 Wint	Rnd 3 Race 1	Rnd 3 Race 2	Total
1	70	Christopher GILBEE	75		25	25	125
2	3	Shane O'BRIEN		75	18	20	113
3	83	Nathan HILLMAN			17	18	35
4	3A	Matt MAVER			20		20
5	12	Kruiz JENKINS				17	17
6	87	Brad GORRIE			16		16

*Scott Laing*  
Chief Timekeeper - Scott Laing

*Tony Bolin*  
Clerk of Course - Tony Bolin



**COMPUTIME RACE TIMING SYSTEMS PTY LTD**  
**www.computime.com.au**

E-mail: [scott@computime.com.au](mailto:scott@computime.com.au) / Ph: 0418 17 13 17

